

Group Solenoid Valves S8275 Series (G1/8", G1/4")

GENERAL FEATURES

- TORK series S8275 direct acting group solenoid valves are 3/2 way normally closed.
- Suitable for non-aggressive liquids (water, light oil (2E) etc...), gaseous fluids (air, inert gases etc...)
- Working Temperature: -10 °C/ +80 °C
- Don't require any differential pressure
- Compact and low weight valve enabling easy and quick installation
- High reliability, quality and performance; long life, corrosion resistance
- Wide pressure ratings, range of flow rate and orifice options
- Ideal for the automatic control of media in a wide range of applications.
- On request; 1,8 - 3 - and 4 mm orifice and high flow rate
- TORK solenoid valves satisfy relevant 97/23/EC, Pressure Equipment Directive PED) and 2006/95/EEC Low Voltage Directive (LVD).
- Coils interchangeable
- Solenoid valves must be used with filtered fluids.
- Solenoid valve can be mounted in any position without affecting operation; vertical with coil upwards preferred.
- Standard pipe connection is G (BSP) (ISO 228-1) and on request; other pipe connections are available (NPT (ANSI 1.20.3))

ELECTRICAL CHARACTERISTICS

Continuous Duty	: ED %100
Coil Insulation Class	: H (180°C)
Coil Impregnation	: Polyester Fiber Glass
Coil Encapsulation Material	: Fiber Glass Reinforced
Ambient Temperature	: from -10°C, +60°C
Protection Degree	: IP65 (ISO 60529) On request; IP68
Electric Plug Connection	: DIN 46340 3 - Poles Connector (DIN43650)
Connector Specification	: ISO 4400 / EN 175301-803 Form A, Spade Plug (Cable Ø6-8 mm)
Electrical Safety	: IEC 335
Standard Voltages	: AC 12V 15VA, 24V 15VA, 48V 15VA, 1 10V 15VA, 230V 15VA, 230V 24VA DC 12V 18W, 24V 18W, 48V 18W, 110V 18W

On request other voltages

Voltages Tolerance : For AC -15%; +10%, For DC -5%; +10%

Frequency : 50Hz, 60Hz

On request; Connector with LED, PWM Socket

Specify coil voltage with order

MATERIALS IN CONTACT WITH FLUID

Body	: Brass
Internal Parts	: Stainless Steel
Sealing	: NBR
Shading Ring	: Copper
Seats	: Stainless Steel
Core Tube	: Stainless Steel
Springs	: Stainless Steel

On request; nickel plated body

On request; sealing can be FPM (VITON),

EPDM

TECHNICAL FEATURES

Max. Viscosity : 5°E (-37cST veya mm²/s)

Response Time : Opening time : 30 ms

Closing Time : 30 ms

Code Explain: S8275.00.025 - 2 - 1



OPTIONS

Female connection: BSP; (On request NPT)

• On request CR-Ni plated, PTFE coated done

• On request Atex (exproof) coil.

SEALS FEATURES

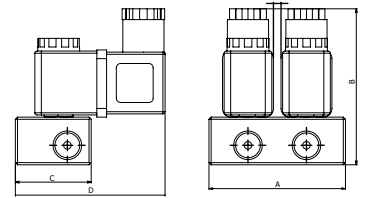


NBR : -10°C...+80°C

EPDM : -10°C...+130°C

VITON : -10°C...+160°C

PTFE : -10°C...+160°C

RUBY : -10°C...+160°C



Dimensions (mm)

	G	A	B	C	D	E
1 Input - 2 Output	1/8"	65	85	40	77	6.2
	1/4"	65	85	40	77	6.2
1 Input - 3 Output	1/8"	125	85	40	77	6.2
	1/4"	125	85	40	77	6.2

Coils	Nominal Values	Cold/Hot	Inrush	Holding	Current (A)	Surface Temperature (°C)
C40012VDC18W	12VDC 18W	COLD	19,56	19,56	1,63	20
		HOT	14,52	14,52	1,21	106
C40024VDC18W	24VDC 18W	COLD	20,88	20,88	0,87	25
		HOT	14,64	14,64	0,61	116
C40110VDC18W	110VDC 18W	COLD	19,96	19,96	0,18	23
		HOT	13,56	13,56	0,123	115
C40012VAC15VA	12VAC 15VA	COLD	23,81	16,43	1,23	25
		HOT	-	15,86	1,262	79
C40024VAC15VA	24VAC 15VA	COLD	25,82	15,02	0,62	22
		HOT	-	13,91	0,57	81
C40110VAC15VA	110VAC 15VA	COLD	30,65	15,17	0,137	24
		HOT	-	13,96	0,126	80
C40230VAC15VA	230VAC 15VA	COLD	31,4	15,64	0,068	25
		HOT	-	14,41	0,063	80
C40230VAC15VA	230VAC 24VA	COLD	45,1	23,92	0,0154	23
		HOT	-	21,62	0,0154	100

Valve Type/ Order No	Connection Size	Orifis Ölçüsü	Pressure		Kv	Fluid Temperature		Seal			Weight
			min	max		°C		NBR	Opsiyon		
S8275	G	mm	Bar	Bar	l/min	min	max		Viton	EPDM	kg
S 8275.00.025.12	1/8"	2.5	0	10	1-2_2,8 / 2-3=1,35	-10	80	✓			
S 8275.00.025.13	1/8"	2.5	0	10	1-2_2,8 / 2-3=1,35	-10	80	✓	✓	✓	1.55
S 8275.00.025.14	1/8"	2.5	0	10	1-2_2,8 / 2-3=1,35	-10	80	✓	✓	✓	2.05
S 8275.00.025.21	1/8"	2.5	0	10	1-2_2,8 / 2-3=1,35	-10	80	✓	✓	✓	0.87
S 8275.00.025.31	1/8"	2.5	0	10	1-2_2,8 / 2-3=1,35	-10	80	✓	✓	✓	1.25
S 8275.00.025.41	1/8"	2.5	0	10	1-2_2,8 / 2-3=1,35	-10	80	✓	✓	✓	1.48
S 8275.01.025.12	1/4"	2.5	0	10	1-2_2,8 / 2-3=1,35	-10	80	✓	✓	✓	0.95
S 8275.01.025.13	1/4"	2.5	0	10	1-2_2,8 / 2-3=1,35	-10	80	✓	✓	✓	1.45
S 8275.01.025.14	1/4"	2.5	0	10	1-2_2,8 / 2-3=1,35	-10	80	✓	✓	✓	1.95
S 8275.01.025.21	1/4"	2.5	0	10	1-2_2,8 / 2-3=1,35	-10	80	✓	✓	✓	0.77
S 8275.01.025.31	1/4"	2.5	0	10	1-2_2,8 / 2-3=1,35	-10	80	✓	✓	✓	1.15
S 8275.01.025.41	1/4"	2.5	0	10	1-2_2,8 / 2-3=1,35	-10	80	✓	✓	✓	1.38