


HYDROLIC ACTUATORS

Technical Specifications

Supply pressure	: 50 - 150 bar (hydraulic)
Flange Circle	: F7 (4 x M8) - F10 (4 x M10)
Square Miles	: 22 (star)
Equipment	: Switch box
Valve connection stand.	: ISO 5211
Switchbox connection st.	: Namur
Working Method	: Single acting (on request; double acting)



Single Acting Hydraulic Actuator Torque Values


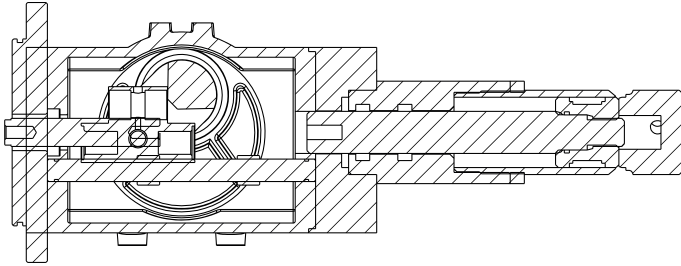
Product Code	Spring Type	Cylinder Type and Diameter		Working Pressure Valve Angle	50 bar			100 bar			200 bar		
					0	45	90	0	45	90	0	45	90
THDAH-A-0063-SR S1	S1	Tek Etkili	63 mm	Air Moment	500	225	410						
				Spring Moment	1030	530	1120						
THDAH-A-0050-SR S1		Tek Etkili	50 mm	Air Moment				960	455	870			
				Spring Moment				1030	530	1120			
THDAH-A-0040-SR S1		Tek Etkili	40 mm	Air Moment							870	410	785
				Spring Moment							1030	530	1120
THDAH-A-0063-SR S2	S2	Tek Etkili	63 mm	Air Moment	800	350	350						
				Spring Moment	745	420	955						
THDAH-A-0050-SR S2		Tek Etkili	50 mm	Air Moment				1250	580	1040			
				Spring Moment				745	420	955			
THDAH-A-0040-SR S2		Tek Etkili	40 mm	Air Moment				465	180	250	1160	520	960
				Spring Moment				745	420	955	745	420	955

Double Acting Hydraulic Actuator Torque Values

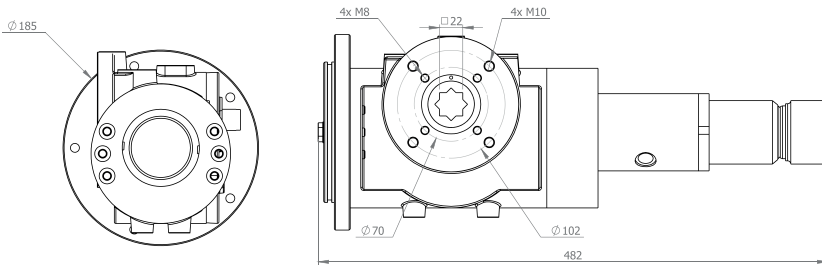
Product Code	Cylinder Type and Diameter		Working Pressure Valve Angle	50 bar		
				0	45	90
THDAH-A-0050-DA	Çift Etkili	50 mm	Moment	1000 Nm	500 Nm	1000 Nm
THDAH-A-0063-DA		40 mm	Moment	600 Nm	300 Nm	600 Nm

HYDROLIC ACTUATORS

Internal Structure of Double Acting Hydraulic Actuator



Double Acting Hydraulic Actuator Dimensions



Single Acting Hydraulic Actuator Dimensions

